



product guarantee<sup>1</sup>



linear performance guarantee<sup>1</sup>




## ECO LINE

## P60/270 - 290 W

Polycrystalline module family



Longlife tested



Power proofed



Safety provided



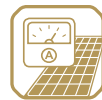
Selection of components



Cross-linking degree test



Performance surplus of 0Wp to 6.49 Wp



Impv sorting



Special packing to avoid micro cracks in the cells



German warrantor

The 60-cell module is the large-size all-rounder among the Luxor solar modules. Eco in this case means especially economical: The high wattage makes the module the ideal solution for industrial scale equipments. From the open-field facilities, through the tracking system, to the roof-mounted installation. High-quality solar cell with highest efficiency at the best possible low light behaviour ensure the best energy output. And this at plus tolerances of 0Wp to 6.49Wp.

Further high-end components: An especially durable plug-in connection guarantees the best power contact under all conditions, and the hollow-section frame made of anodised aluminium and compatible with every assembly system, is torsionally stiff and corrosion-free. Manufactured according to German standards each Luxor solar module is marked by a special level of durability and reliability.

# ECO LINE P60/270 - 290W

Polycrystalline module family

Module type LX - XXXP/156-60+ | XXX = Rated power Pmpp

## Electrical data at STC

Rated power Pmpp [Wp]	270.00	275.00	280.00	285.00	290.00
Pmpp range to	276.49	281.49	286.49	291.49	296.49
Rated current Impp [A]	8.68	8.77	8.86	8.95	9.04
Rated voltage Vmpp [V]	31.16	31.42	31.68	31.94	32.17
Short-circuit current Isc [A]	9.18	9.27	9.35	9.44	9.53
Open-circuit voltage Uoc [V]	38.32	38.58	38.84	39.11	39.33
Efficiency at STC	16.63%	16.94%	17.25%	17.57%	17.88%
Efficiency at 200 W/m <sup>2</sup>	16.21%	16.52%	16.84%	17.17%	17.49%

## Electrical data at NOCT

Pmpp [Wp]	200.40	204.12	207.90	211.76	215.47
Rated current Impp [A]	6.95	7.02	7.09	7.16	7.23
Rated voltage Vmpp [V]	28.85	29.08	29.32	29.57	29.78
Short-circuit current Isc [A]	7.34	7.41	7.48	7.55	7.62
Open-circuit voltage Uoc [V]	35.47	35.71	35.96	36.20	36.41

Specification as per STC (Standard test conditions): irradiance 1000 W/m<sup>2</sup> | module temperature 25°C | AM = 1,5

NOCT (nominal operating cell temperature): irradiance 800 W/m<sup>2</sup> | wind speed 1 m/sec | temperature 20°C | @45 +/- 2°C | AM = 1,5

## Limiting values

Max. system voltage [V]	1000 V
Max. return current [I]	15 A
Temperature range	-40 to 85°C
Snow-load zone <sup>2</sup>	approval up to SLZ 3 (according to DIN 1055)
Max. pressure load (static) [Pa]	5400
Max. dynamic load [Pa]	2400

## Temperature coefficient

Temperature coefficient [V]   [I]   [P]	-0,30% /°C   0,05% /°C   -0,41% /°C
---	-------------------------------------

## Specifications

Number of cells (matrix)	6 x 10, three strings in a row   156 mm x 156 mm
Module dimensions (L x W x H) <sup>2</sup>   Weight	1640 mm x 992 mm x 35 mm   18.5 kg
Front-side glass	3.2 mm hardened solar glass with low iron content
Frame	stable, anodised aluminium frame in a hollow-section design
Socket	plastic (PPO), ventilated and strain-relieved, at least IP65
Cabel	4 mm <sup>2</sup> solar cable, cable length 1.0 m
Diodes	3 Schottky Diodes 15A/45V
Plug-in connection	high-quality plug-in system, (IP67) MC4 or equivalent
Hail test (max. hailstorm)	∅ 45 mm   impact velocity 23 m/s

The specifications and average values can vary slightly. What is important is the corresponding data of the individual measurement. Specifications are subject to change without notice. Measurement tolerance: rated power +/- 3%, other values +/- 10%, all information in this data sheet corresponds to DIN 50380. A potential light-induced degradation of the power after commissioning is not considered here, other information can be found in the installation guidelines.

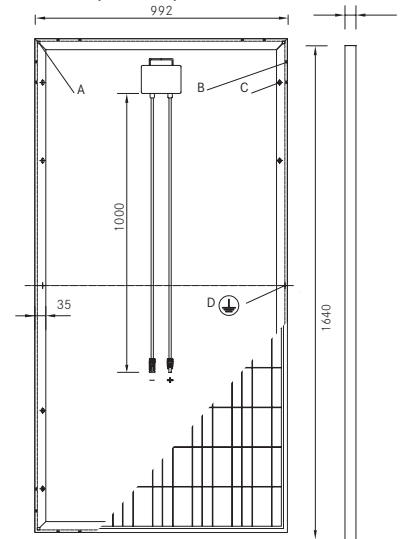
1 The specific warranty conditions are given under [www.luxor-solar.com/download.htm](http://www.luxor-solar.com/download.htm)

2 For standing installation

3 Tolerance L/W = +/- 3 mm, H = the dimensions given in the order confirmation will be decisive

4 Location on request

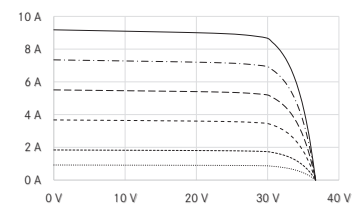
## Back - / Front -/ Side view<sup>3</sup>



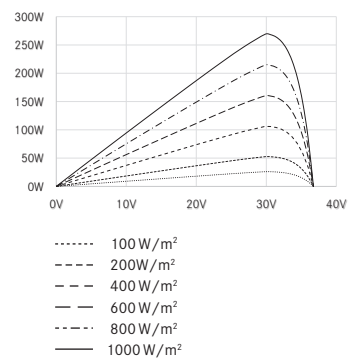
- A: 4 x drainage 10\*10 mm
- B: 8 x ventilation aperture 3\*7 mm
- C: 8 x mounting hole<sup>4</sup> d = 7 mm
- D: 2 x earthing d = 2 mm

## Electrical characteristics

UI-diagramm e.g. LX-270P/156-60+



UP-diagramm e.g. LX-270P/156-60+



Luxor, your specialised company

Guidelines: 2006/95/EG-2006/95/EC,89/336/EWG-89/336/EEC,93/68/EWG-93/68/EEC



IEC  
IEC 61215  
IEC 61730



The validity of the certificates/listings for a specific country has to be examined under:  
[www.luxor-solar.com/download.htm](http://www.luxor-solar.com/download.htm)